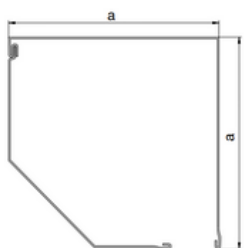
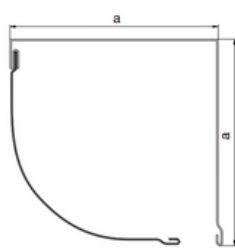


## TYPE DE COFFRE :



- 150
- 180

**PAN COUPÉ 45°**



- 150
- 180

**QUART DE ROND**


Limites dimensionnelles

Largeur : 2900 mm


Hauteur : 2600 mm




## LAME ADP :



- **42 MM** 6.5m<sup>2</sup>
- **55 MM** 8m<sup>2</sup>
- **77 MM** 15m<sup>2</sup>



RAL 9016 BLANC




RAL 7016  
GRIS ANTHRACITE



RAL 9006 ARGENT



RAL 1015 IVOIR

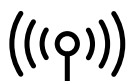


RAL 8019 BRUN

## MOTORISATION :



filaire



Radio



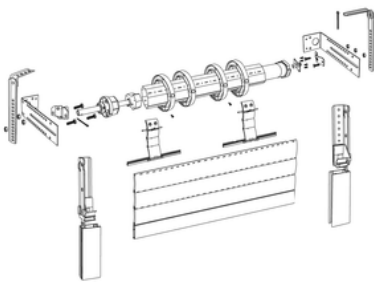
Solaire

somfy®

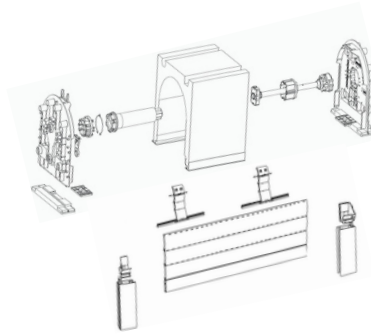
**A-OK**®  
FRANCE



**TYPE DE COFFRE :**



**TRADI STANDARD**



**TRADI TUNNEL**


Limites dimensionnelles

Largeur : 2900 mm


Hauteur : 3000 mm



**LAME ADP :**



- **42 MM** 6.5m<sup>2</sup>
- **55 MM** 8m<sup>2</sup>



**RAL 9016 BLANC**



**RAL 7016 GRIS ANTHRACITE**



**RAL 9006 ARGENT**



**RAL 1015 IVOIR**

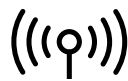


**RAL 8019 BRUN**

**MOTORISATION :**



filaire



Radio



Solaire

